



# REFEREE HANDBOOK 2019

---

## Introduction and Notes:

This booklet includes all the documents that in previous years were handed out at certification clinics as separate pages. It has been updated to include the most current information available for the coming season as of the publication date indicated below:

**This document was last revised on February, 2019.**

If you have any questions or would like to seek more information the following websites would be able to direct you to the answer or to someone who can help with an answer. It is also recommended you contact your local head referee and or local BCLOG Zone coordinator, their contact information can be found by calling the BCLA at 604 421 9755 or by sending an email to the BCLA from the following link:

BC Lacrosse Association: [www.bclacrosse.com](http://www.bclacrosse.com)

Canadian Lacrosse Association: [www.lacrosse.ca](http://www.lacrosse.ca)

## Notes:

Head Referee (Minor Association):
Phone Number:
e-mail:
Head Referee (Zone):
Phone Number:
e-mail:
Assignor:
Phone Number:



## Fair Play Codes For Officials ...

Becoming a competent official takes a great deal of time and effort. Once you have committed to become a Lacrosse official, you need to make a commitment to yourself, your peers, the participants of the game, and the game itself.

Please read the following Fair Play Codes and fill out the contract that follows:

1. I will make sure that every athlete has a reasonable opportunity to perform to the best of his or her ability, within the limits of the rules.
2. I will avoid or put an end to any situation that threatens the safety of the athletes.
3. I will maintain a healthy atmosphere and environment for competition.
4. I will not permit the intimidation of any athlete either by word or action. I will not tolerate unacceptable conduct toward myself, other officials, athletes, or spectators.
5. I will be consistent and objective in calling all infractions, regardless of my personal feelings toward a team or individual athlete.
6. I will handle all conflicts firmly but with dignity.
7. I will accept my role as a teacher and role model for fair play, especially for young participants.
8. I will be open to discussion and contact with the athletes before and after the game.
9. I will remain open to constructive criticism and show respect and consideration for different points of view.
10. I will obtain proper training and continue to upgrade my officiating skills.

I, \_\_\_\_\_, hereby agree to abide by the Official's Fair Play Code. I understand that my development will progress at an accelerated rate if I adhere to this code.

Date: \_\_\_\_\_ Signature: \_\_\_\_\_

Following the Fair Play Code will definitely benefit your development as an official. However, there will be times when you will experience criticism from players, coaches, and fans. By following the commitment you have made, experienced officials know it will lessen the intensity of the criticism towards them.

## COMPLETE KIT BAG

THE EQUIPMENT BAG OF AN OFFICIAL SHALL CONTAIN:

- **Black CSA approved Helmet**
- 2 WHISTLES
- SPARE SHOELACES
- POCKET SCORECARD / RIOT PAD
- PEN OR PENCIL
- GAME/INCIDENT REPORTS
- PANTS AND SWEATER
- MEASURING TAPE
- TWO PAIRS OF BLACK SOCKS
- BLACK RUNNING SHOES
- CONTACT LIST
- RULE BOOK & SITUATION HANDBOOK
- POCKET KNIFE
- STRING
- PERSONAL WATER BOTTLE
- MA'S SPECIFIC OFFICIAL'S MANUAL (material handed out at clinic)
- PERSONAL HYGIENE ITEMS (SOAP, TOWEL, SHAMPOO, ETC).
- Lock

## Technical Bulletin 16-01

### Officials to Wear CSA Approved Helmets

May 27, 2016

Due to safety concerns and as a way to protect the health of officials, the Canadian Lacrosse Association (CLA) Board of Directors has approved the following policy change to be effective immediately -

**All on-floor officials for major and minor Box National Championships, in 2016, must wear CSA approved black helmets. Effective January 1<sup>st</sup>, 2017 all on-floor officials at all Box games will wear CSA approved black helmets.**

We encourage you to visit the CLA website for the list of CSA approved helmets - <http://cla.pointstreaksites.com/view/cla/equipment-14/helmets-facemasks>.

The helmets are to be CSA approved for Hockey. Here are examples (for sample purposes only) as the officials may choose any CSA for Hockey black helmet of their choosing:



Additional information and technical bulletins related to equipment may be found on the [equipment page of the CLA website](#).

**The CLA's greatest priority is the safety of all members and participants.**

Please do not hesitate to contact CLA Program Coordinator, Jean-François Roy ([jean-francois@lacrosse.ca](mailto:jean-francois@lacrosse.ca) or 613-260-2028 ext. 301) should you have any additional questions or concerns.

## Summary of Changes to Appear in the 2017-18 Box Rulebook

### RULE CHANGES

#### Rule 15 Removed:

- (a) Each team shall select a Captain and not more than two Alternate Captains. They shall be identified by the letter “C” or “A” on the front of their sweater and on the score sheet.
- (b) Only one of the Captain or Alternate Captains who was on the floor at the time of the stoppage in play shall have the privilege of asking for the referee’s interpretation of a rule, which has been applied. For infringement of this sub-section, a ten-minute misconduct penalty shall be assessed.
- (c) Goalkeepers or playing coaches/managers shall not be entitled to the privileges of Captain/Alternate Captain.

#### Replace with:

- (a) Each team shall select a Captain and not more than two Alternate Captains. They shall be identified by the letter “C” or “A” on the front of their sweater and on the score sheet.
- (b) Only one of the Captain or Alternate Captains who was on the floor at the time of the stoppage in play shall have the privilege of asking for the referee’s interpretation of a rule, which has been applied. For infringement of this sub-section, a ten-minute misconduct penalty shall be assessed.

**NOTE: In the Pee wee Division and below it is acceptable for the Head Coach of a team to ask for the privilege of a Referee’s interpretation of a rule, which has been applied. This must be done in a respectful manner and only during a stoppage in play.**

- (c) Goalkeepers or playing coaches/managers shall not be entitled to the privileges of Captain/Alternate Captain.

#### Rule 17b Add:

- (b) Only the designated head coach on the score sheet shall be permitted to make verbal contact with or direct verbal comments towards the referees. If verbal comments of any kind are directed towards the referees by non-playing personnel other than the designated head coach, a minor penalty shall be assessed to the offending team.

Renumber the rest of the section – (b) to (c); (c) to (d); (d) to (e)

#### Rule 32 Remove

If the ball hits a Referee it shall be in play unless deflected directly into the goal or out of bounds, in which case there shall be a face-off.

#### Replace with:

- (a) A ball, which contacts a referee, is considered in play.
- (b) If a goal is scored as a result of the ball being deflected directly or indirectly into the goal off a referee, the goal shall not be allowed. A face-off will restart play.
- (c) If the ball is deflected out of bounds off a referee a faceoff will occur.

#### Rule 60 – change in (g) Remove:

- (g) Any penalized player who leaves the penalty bench while an altercation is in progress shall be assessed a minor penalty plus a game misconduct penalty. The Referee shall report the incident to the appropriate governing body. Time served penalties shall be served by any player (other than the designated goalkeepers).

Replace with:

- (g) Any penalized player who leaves the penalty bench while an altercation is in progress shall be assessed a game misconduct penalty. The Referee shall report the incident to the appropriate governing body. Time served penalties shall be served by any player (other than the designated goalkeepers).

**Rule 62**

Remove:

Rule Title: Molesting Officials

Replace with:

Rule Title: Abusing Officials

**Rule 63 Remove:**

- (a) If a team refuses to go on the floor or, if on the floor, is withdrawn, or refuses to start play when ordered to do so by the Referee, the team shall be assessed a bench minor penalty for delaying the game. The Referee shall inform the offending team Captain of the penalty and that they have one minute in which to resume play. If the team still refuses to start play or should there be a recurrence of the same incident later in the game, the Referee shall declare the game ended and forward a full report to the appropriate governing body. Bench minor penalties require the removal of any player on the offending team (other than the designated goalkeepers) without substitute for two minutes, unless terminated early by a goal.
- (b) In CLA play downs, the coach, manager or team official responsible for a game being ended under this rule shall be suspended for one year from the date of the game and their bond shall be forfeited.

Replace with:

If a team refuses to go on the floor or, if on the floor, is withdrawn, or refuses to start play when ordered to do so by the Referee, the team shall be assessed a bench minor penalty for delaying the game. The Referee shall inform the offending team Captain of the penalty and that they have one minute in which to resume play. The offensive timekeeper will run the shot clock twice. If the team still refuses to start play or should there be a recurrence of the same incident later in the game, the Referee shall declare the game ended and forward a full report to the appropriate governing body.

**Rule 87 (NEW) Add:**

Rule 87 – Taunting

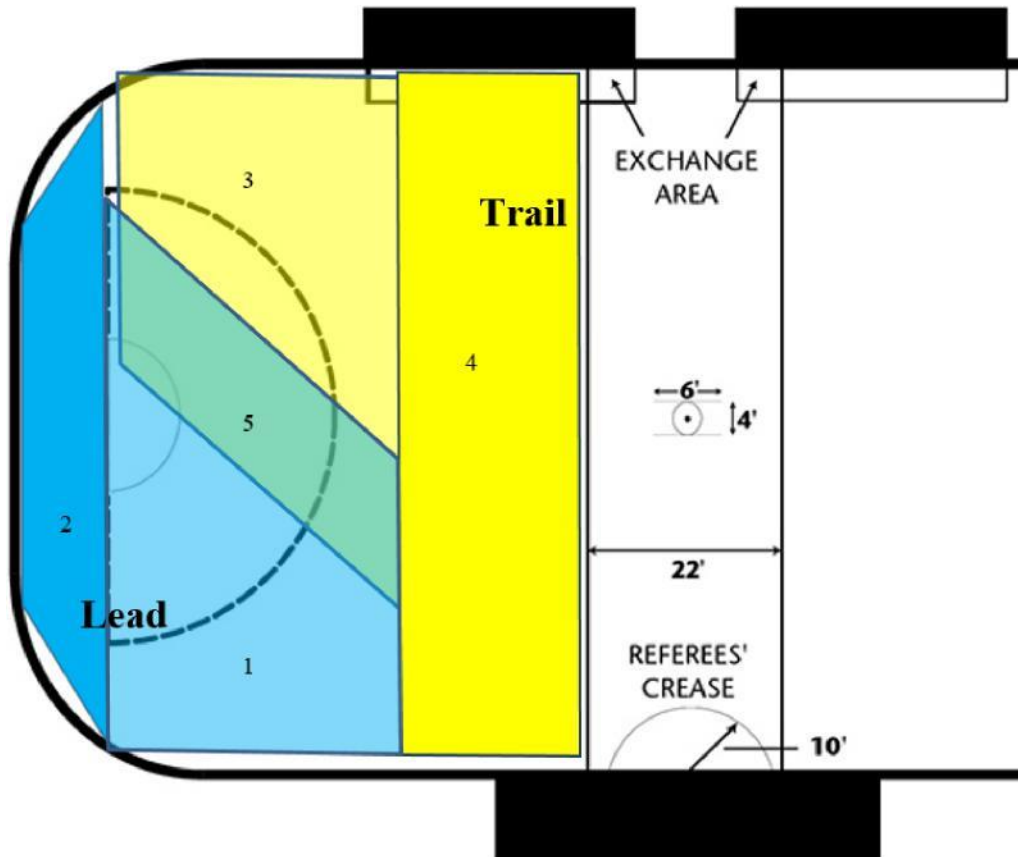
Any player, Coach, or Bench Personnel who is deemed to be taunting another player, coach, or bench personnel shall be assessed a 2 minute penalty.

Rule 88 – Facemasking

- a) Any player who grabs the facemask of an opponent.
- b) The referee, at his discretion, may assess a minor penalty, based on the degree of violence, to a player who is guilty of facemasking.
- c) The referee, at his discretion, may assess a major penalty, based on the degree of violence, to a player who is guilty of facemasking.

# 2017 Floor Coverage and Positioning Diagram

## Positioning Diagram Legend



1. Lead Official's primary coverage responsibility
2. Lead Official's secondary coverage responsibility\*
3. Trail Official's primary coverage responsibility
4. Trail Official's secondary coverage responsibility\*
5. Shared coverage between Lead and Trail Official

\*NOTE: When a loose ball occurs in these secondary zones, officials shall be responsible to move toward the loose ball, including moving **across** the floor, to ensure the best positioning. Zones will reset as the officials assume their new positions. Officials **shall not** switch lead and trail positions.



---

## What is JOCAP?

JOCAP is an acronym that was selected so it would be easily remembered -- Joint Officials Coaches Abuse Panel (JOCAP).

This panel was created to put an end to the copious amount of verbal abuse that coaches, players, parents and fans inflict on the officials in our game. This panel has a dozen people on it – six from the BC Lacrosse Officials Group and six from the BC Lacrosse Coaches Group.

JOCAP's mandate, as directed by both the BC Lacrosse Officials and Coaches Technical Support Groups during the 2015 Special Sessions Joint Session, is for both the officials and coaches sectors to work together to identify why there is so much abuse and to find solutions to this ongoing issue. Strong recommendations have been made to the Directorates for suspensions to help eliminate the abuse.

The system is broken and this ongoing cycle of abuse must now end. Times have changed. No longer can coaches use the excuse "Back in the day, my coach yelled and screamed at the referees so now it my turn". It is no longer acceptable behaviour to use profanity, use rude gestures, or threaten or intimidate a referee. Respect is a vital part of the game and it must be displayed by everyone or the game will simply not grow.

We are losing officials at an alarming rate and what really hurts all of us is that we are losing the high level referees who have said they have had enough of the abuse. They don't like the way they are being treated in the game so who can anyone blame them for leaving? Why would anyone place themselves in an environment where they are not having fun?

Last year there were death threats, RCMP having to escort referees to the parking lot and players going the referees' homes to physically assault them. On top of that, there was constant bullying and the most horrific things said on social media about officials.

We have hit an all-time low. We are destroying our game. We are in a crisis situation for referee availability. We struggled to get referees to officiate regular season games, begged referees to do double duty for playoff games and had bare bones for referees to do provincials. We were forced to place referees in games over their heads which made the situation uncomfortable for everyone. This is not fair to the players, the coaches or the officials.

After many meetings, to sum it all up, the common denominators are coaches showing the bad behaviour and the players emulate their coaches with bad behaviour. The parents see this display so they think it is acceptable. On the flip side, the referees do not call penalties because they are too young and inexperienced or the seasoned veteran is told to have thicker skin.

For 2016, coaches will coach, players will play and referees will officiate the game. Everyone has their role in the game. No longer can a coach embarrass, humiliate, swear or be aggressive toward any official. This type of behaviour distracts the officials from doing their job on the floor and it is a safety concern for the players.

# JOCAP

## 2016 Instructions to Officials

At the 2016 Officials Clinics, the referees have been instructed to call unsportsmanlike and abuse of officials early and often.

The Head Coach of each team in **totally responsible** for his/her bench. Bench is defined as players, door personnel, assistant coaches and trainers. This Head Coach must take the time to talk to the parents/fans before the very first game of the season about respect for the game. These parents/fans must keep their negative comments to themselves. If any parent or fan is abusive to any official they will be asked to immediately leave the arena. The game will be suspended until the abusive individual(s) leave(s) the arena.

**Door Personnel (Novice and below).** Their job is to open and close the door. That is it. They count their players onto and off the floor and they may cheer on their players. The door people may never say a negative comment to the referee.

**Consequence:**

**2 minute Unsportsmanlike Bench Minor + Game Misconduct + Game Report.**

**Any player except a designated goal keeper shall serve the penalty.**

**Door Personnel . All Door Personnel are all trained or certified coaches.** Their job is to open and close the door. That is it. They count their players onto and off the floor and they may cheer on their players. The door personnel may never say a negative comment to the referee.

**Consequence:**

**2 minute Unsportsmanlike Bench Minor.**

**Any player except a designated goal keeper shall serve the penalty.**

**For a second Unsportsmanlike Offence by that same non-playing personnel.**

**2 minute Unsportsmanlike Bench Minor + Game Misconduct + Game Report. Any player except a designated goal keeper shall serve the penalty.**

A bench penalty will also be called if a trainer, door person or coach, while attending an injured player on the floor makes a negative comment or attempts to intimidate the official. **Consequence:**

**2 minute Unsportsmanlike Bench Minor + Head Coach Game Misconduct + Game Report. Any player except a designated goal keeper shall serve the penalty.**

In Pee Wee and below, the coach may talk directly to the official about an interpretation of rule without going through the captains. Of course, this is only in effect as long as the coach is polite and not aggressive in behaviour.

In Bantam and above, the referees have been instructed to use open communication with the coaches as long as it is polite and quick dialogue. This is not intended for repeated questioning of calls and must not unnecessarily slow the game down.

As the Head Coach is responsible for the bench, he/she must make sure of the following. 1. Must not enter in argument with the officials.

2. Must not say any negative comments to anyone in the game.

3. Must not attempt to influence any calls (running commentary) or any decision of an official.

4. Intimidate any official. (Aggressive behaviour)

In cases where the coach has a complaint against the performance of the official - no good can come from that coach talking to that referee. The mechanism in place at this time, is for the coach to report that referee to his own Head Referee. If need be, that Head Referee will report that referee to the referee zone co-ordinator.

In all cases, only the Head Referee, referee zone co-ordinators, referee clinicians, Chair and Vice Chair of the BC Lacrosse Officials Group will be permitted to talk to any referee about his/her performance.

Head Coaches are encouraged to speak to everyone associated with their teams about abuse. This abuse must stop now. All games are going to heavily monitored.

For this 2016 season, information about this paper will be disseminated in the following mediums:

1. On-Line BCLA Community of Practice to all Topic Areas
2. BC Lacrosse Coaches Group Information Sheet
3. On the BCLA Website
4. At Coaches and Officials Meetings and Clinics
5. Tournament Packages and RIC
6. Pre-game talk by the officials of the games

Let's all work together so everyone can enjoy the games.

Sincerely,

Joint Officials Coaches Abuse Panel (JOCAP) Representatives

## **MINI-TYKE (6 and Under) RULES; OPTION X pg. 136**

### **The Playing Surface**

- a) Games are to be played wide length in one of the attacking zones. The end boards and the closest restraining line are to be the boundaries. This allows two games to occur simultaneously.
- b) The neutral zone is where the players wait to enter the play.
- c) The crease is to be an arc that starts two feet on either side of the goal posts and extends as far back at the tail on the goal. The net tail must be 3 feet from the boards.
- d) Playing surfaces without floor markings can be used by using tape or chalk to mark the crease.

### **The Lacrosse Stick**

- a) The player's stick shall measure not more than 101.6 cm (40"), nor less than 66.04 (26") in overall length.

### **The Ball**

- a) The balls used in all matches shall be soft lacrosse balls that conform to CLA standards and be approved by the CLA.

### **The Goals**

- a) Each goal shall consist of two upright poles, 91.44 cm (3') apart, joined by rigid crossbar 91.44 m (3') from the playing surface. All measurements are to be inside distances.

### **Player's Equipment**

- a) All players must wear at all times the following pieces of equipment: helmet, mask, elbow pads, mouth guards, gloves, and a jock or jill strap.
- b) The following pieces of equipment are optional: shoulder and arm pads, back/kidney pads, and knee pads.

### **The Teams**

- a) Each team shall be composed of three players, one designated goalkeeper, up to six substitute players (i.e. a maximum often)
- b) One Coach from each team may be on the floor to instruct players.
- c) No other people may be on the floor other than players, referees and other coaches listed on the game sheet

### **The Game**

- a) The duration of a game shall be three fifteen-minute straight time periods, with intermission of three minutes between periods. Each period shall start with a face-off.

### **Appointment of Officials**

- a) The appropriate governing body or their delegate may appoint one or two Referees for the game.
- b) If there are no Referees appointed for the game, then the coaches on the floor also referee the game.

### **Score Sheet**

- a) A score sheet must be completed prior to each game.
- b) No score is kept or displayed on the scoreboard.

### **Contact**

- a) Defensive players may occupy a space to prevent an offensive player from entering. The defensive player may place their stick on an opponent, but they are not to push or check with the stick.
- b) Any offensive player (including ball-carrier) who deliberately charged directly at a defensive player may be assessed a charging penalty.
- c) There is to be no body-checking.
- d) A defensive player may check an offensive player by placing their stick head on an opposing player's stick head.

## **Fall Back Rule**

The fall back rule applies when possession is gained by the goalkeeper. All defensive players must enter their own zone. Once all defensive players are in their own zone, they are free to go wherever they want. The goalkeeper must pass the ball to one of the offensive players who must be at least 9 feet from the crease.

## **Face-Offs, Possession, and Awarding Possession**

- a) Play to start with a face-off at the start of a period.
- b) After a shift, play to start with the goalkeeper of the team that had possession at the end of the shift.
- c) After each goal and the end of a shift, the opposing team is to fall back to their zone.

## **Penalties**

a) No penalties are to be assessed. Instead play is stopped and the offending player has the infraction explained to him by either the Referee or their own coach. If the offending player's team had possession of the ball, it is awarded to the opposing team. In more serious cases the coach may replace the offending player with another player.

## **TYKE (7 & 8) RULES: Option L pg. 139-140**

### **The Lacrosse Stick**

a) The player's stick shall measure not more than 101.6 cm (40"), nor less than 66.04 cm (26") in overall length.

### **The Ball**

a) The balls used in all matches may be soft lacrosse balls that conform to CLA standards and be approved by the CLA.

### **The Goals**

a) Each goal shall consist of two upright poles, 91.44 cm (3') apart, joined by a rigid crossbar 91.44 cm (3') from the playing surface. All measurements are to be inside distances.

### **Player's Equipment**

- a) All players must wear at all times the following equipment: helmet, mask, elbow pads, mouth guards, gloves, a jock or Jill strap, shoulder and arm pads, and back/kidney pads.
- b) The following pieces of equipment are optional: knee pads.

### **The Game**

- a) The duration of a game shall be three fifteen-minute straight time periods, with intermission of three minutes between periods. Each period shall start with a face-off.

### **Score Sheet**

- a) A score sheet must be completed prior to each game.
- b) All goals, assists, and penalties are recorded and the score is displayed on the scoreboard.
- c) A differential of more than five goals is not displayed.

### **Contact**

- a) Defensive players may place their stick on the ball-carrier and push them away.
- b) Any offensive player (including the ball-carrier) who deliberately charged directly at a defensive player may be assessed a charging penalty.
- c) There is to be no body-checking.
- d) A defensive player may check an offensive player by placing their stick head on an opposing player's stick head.

## Fall Back Rule

- a) Local lacrosse associations will incorporate the fall back rule. (as determined by Minor Directorate)
- b) The fall back rule applies when possession is gained by the goalkeeper. All defensive players must enter the neutral zone. Once all the defensive players are in the neutral zone, they are free to go wherever they want. The goalkeeper must pass the ball to one of the offensive players who must be outside of the dotted line.

### Note:

- We recommend using a regular hard ball for all games.
- We will be using B for the fall back rule with the following exception – Once the goalkeeper has passed the ball (not necessarily caught), all players are free to move within both zones.
- After a goal, the play starts with goalie that was scored on. Fall back rule applies.
- Place and push only, no cross checking allowed.
- There are no timed line changes. Teams will change on the fly. Fair play policy always applies to ensure all players receive equal floor time.

### PENALTIES:

- If a penalty is called the offending player will leave the floor to the penalty box and serve the appropriate time for the infraction. Teams will play man down. Play starts with the ball given to the non-offending team's goalkeeper (3 pass rule applies).

### 3 PASS RULE

- Min 1 pass in the defensive zone, goalie pass will count
- Min 2 passes in the offensive zone prior to being allowed to count a goal
- should a goal be scored prior to the above then possession will be awarded to the non-offending team
- the reset of the pass rule will occur only once the other team has moved the ball down the floor and into the other team's offensive zone (inside restraining lines). If a player with the ball is legally checked prior to crossing into the offensive zone the 3 pass rule would not apply.

## NOVICE (9 & 10) RULES

### The Game

- a) The duration of a game shall be three twenty-minute straight time periods, with intermissions of five minutes periods. Each period shall start with a face-off.

### Score Sheet

- a) A score sheet must be completed prior to each game.
- b) All goals, assists, and penalties are recorded and the score is displayed on the scoreboard.
- c) A differential of more than five goals is not displayed.

## FEMALE BOX RULES

### The Game

- a) The duration of a game shall be three twenty-minute straight time periods, with intermissions of **five** minutes between periods. Each period shall start with a face off.

### Score Sheet

- a) A score sheet must be completed prior to each game.
- b) All goals, assists and penalties are recorded and the score is displayed on the scoreboard. A differential of more than five goals is not displayed.

### **Contact- Novice, Peewee (Option X)**

- a) Defensive players may **place** their sticks on a ball-carrier and use **equal pressure** to prevent her movement.
- b) Stick contact is only allowed on non-ball carriers within the **24 foot dotted** line and the contact may only be **equal pressure** to prevent her movement.
- c) There is no body-checking
- d) A defensive player may check an offensive player by placing their stick head on an opposing player's stick head outside the 24 foot dotted line.

### **Contact – Bantam, Midget and Junior (Option A)**

- a) Defensive players may **place** their stick on the ball-carrier and **push** them away. (Equal Pressure)
- b) Place and Push is only allowed on the non-ball carriers within the offensive zone. (Equal Pressure)

### **Female Rules of Emphasis**

#### **Offensive Charging:**

- a) **Any offensive player (including the ball carrier) who deliberately charges directly at a defensive player may be assessed a charging penalty.**

#### **Cross-checking:**

- a) **Cross-checking is illegal in female box lacrosse – please refer to rule 40.**

## Pre-Game Duties

1. When you receive your game assignment find out: location/time/partner
2. Arrive at the arena ½ hour before game
3. Greet partner and discuss the upcoming game – rule interpretation, history of teams involved, on floor communication
4. Proceed to floor together
5. Check condition of arena
6. Check that adequate minor officials (score/time keeper, 30 sec clock) are present and know their duties.
7. Check that signaling and timing devices are working properly
8. Check the game sheet to ensure that:
  - Only players dressed and on bench are listed.
  - Maximum (18 & 2) and minimum (5 & 1) number of players are adhered to
  - All non-playing bench personnel are listed on game sheet (max of 6)
  - Game sheet has been verified
  - Captains and Alternate Captains (2) are listed
  - Goalkeepers and alternate goalies are listed and present
9. Prior to game introduce yourself to coaches of both teams and ask:

**“Coach, are all of your players legally equipped to play the game and there will be zero tolerance on abuse of officials?”**

This constitutes the team “warning”. The onus is on the coach to make sure all players’ equipment conforms to the specifications in the rules.

## Post-Game Duties

1. When the scorekeeper brings the sheet, check that it is completely filled in including the proper goal totals and the goal and penalty summary sections
2. Sign the sheet, return it to the scorekeeper for distribution
3. Ensure that you have a record of all the necessary information if a report is required
4. Leave the floor with your partner
5. Write all reports with your partner while the incident is still fresh in your mind



Today's Date

Home Team Name

DATE / DAY / MO. / YR. PLAYED AT

Regular  Exhibition  Tournament  Playoff

**HOME** **SCORING**

Jersey No.	Player's Name	#	Period	Time	Goal	Assists
1						
2						
3						
4						
5						
6						
7						
8						
9						
10						
11						
12						
13						
14						
15						
16						
17						
18						
19						
20						
21						
22						

COACH  
ASS'T COACH  
DOOR #1  
DOOR #2  
TRAINER

Verified by: \_\_\_\_\_ (Signature)

HOME TEAM PENALTIES

PER. NO.	OFFENCE	MIN.	OFF	ON

STOPPS 1 2 3

PER. NO. OFFENCE MIN. OFF ON

Arena



Age Group

Playing Level

Referee print name

PRIOR to game

WHITE and CANARY - COMMISSIONER'S COPIES  
PINK - WINNING TEAM GOLDENROD - LOSING TEAM  
White Copy of game sheet to be accompanied by any Game Reports and to be distributed to the League Commissioner within 48 hours of the game.

**DIVISION** **LEVEL**

MIDGET	BANTAM	PEE-WEE	A1	A2	B	C
NOVICE	TYKE	MINI-TYKE	ADV.	INT.	HOUSE	
FEMALE			DIV. 1	2	3	4

SCOREKEEPER  
TIMEKEEPER  
30 SECOND CLOCK

**GAME SUMMARY**

TEAMS	GOALS	ASSISTS	STOPS	PENALTY MINUTES
HOME				
VISITORS				

**OFFICIALS**

REFEREE	INITIALS

GAME REPORT YES  NO

**GAME NOTES**

ABBREVIATIONS  
BC Backcheck  
HS High Stick  
SL Slash  
CC Cross Check  
TR Tripping  
BRD Boarding  
CHG Charging  
RGH Roughing  
USC Unsport. Conduct  
SP Spearing  
HLD Holding  
BM Bench Minor  
INT Interference  
FCT Fighting  
MSK Masking  
BE Butt Ending  
MIS Misconduct  
MATCH Match Penalty  
GAME Game Misconduct  
GROSS Gross Misconduct

**VISITORS TEAM**

PER. NO.	OFF

Players FULL names, first and last. Players in numerical order (Preferred). Record Goalies, Captains, Assistants

Coaches and Bench personnel  
Verified by a Coach's signature  
Coach's NCCP #

DATE / DAY / MO. / YR. PLAYED AT

Regular  Exhibition  Tournament  Playoff

**HOME** **SCORING**

Jersey No.	Player's Name	#	Period	Time	Goal	Assists
G 1	Brick Wall					
2	Quick Stick					
C 3	Sub Shot					
4	High Stick					
5						
A 6						

COACH  
ASS'T COACH  
DOOR #1  
DOOR #2  
TRAINER

Verified by: \_\_\_\_\_ (Signature)

HOME TEAM PENALTIES

PER. NO.	OFFENCE	MIN.	OFF	ON

STOPPS 1 2 3

PER. NO. OFFENCE MIN. OFF ON

MAXIMUM = 18 PLAYERS and 2 GOALIES, MINIMUM = 5 PLAYERS and 1 GOALIE

1 CAPTAIN and 2 ASSISTANTS

6 TOTAL

Events that happen during game



# PENALTIES

**Matches on first line  
Reason for match on second line  
List Game Misconducts on lines below all Majors**

SCORING					
Player's Name	#	Period	Time	Goal	Assists

WHITE and CANARY - COMMISSIONER'S COPIES  
 PINK - WINNING TEAM, GOLDENROD - LOSING TEAM  
 White Copy of game sheet to be accompanied by any  
 Game Reports and to be distributed to the League  
 Commissioner within 48 hours of the game.

DIVISION		LEVEL			
MIDGET	BANTAM	PEE-WEE	A1	A2	B C
NOVICE	TYKE	MINI-TYKE	ADV.	INT.	HOUSE
FEMALE		DIV. 1 2 3 4			

(PLEASE PRINT)

SCOREKEEPER: \_\_\_\_\_  
 TIMEKEEPER: \_\_\_\_\_  
 30 SECOND CLOCK: \_\_\_\_\_

GAME SUMMARY

TEAMS	GOALS	ASSISTS	STOPS	PENALTY MINUTES
HOME				
VISITORS				

(PLEASE PRINT) OFFICIALS INITIALS

REFEREE	REFEREE	INITIALS

GAME REPORT YES  NO

Period

Player Number

List of Infractions

Length of penalty

Offence

Time player returns to floor

Double minors listed  
As separate penalties

Time off floor

HOME TEAM PENALTIES						STOPS					
PER.	NO.	OFFENCE	MIN.	OFF.	ON.	PER.	NO.	OFFENCE	MIN.	OFF.	ON.
1	14	CHG	2	11:45	9:45						
2	25	BC	5	6:28	1:28						
2	25	GAME	10	6:25							
3	13	MATCH	5	12:34	7:34						
		SLASH									

ABBREVIATIONS

- BC Backcheck
- HS High Stick
- SL Slash
- CC Cross Check
- TR Tripping
- BRD Boarding
- CHG Charging
- RGH Roughing
- USC Unsport. Conduct
- SP Spearing
- HLD Holding
- BM Bench Minor
- INT Interference
- FGT Fighting
- MSK Masking
- BE Butt Ending
- MIS Misconduct
- MATCH Match Penalty
- GAME Game Misconduct
- GROSS Gross Misconduct

VISITORS TEAM

PER.	NO.	OFF.

# GOALS

Period goal scored

Time of Goal

Who Scored

Who Assisted

DATE / DAY / MO. / YR. / PLAYED AT 
 Regular  Tournament  
 Exhibition  Playoff

HOME		SCORING				
Jersey No.	Player's Name	#	Period	Time	Goal	Assists

COACH: \_\_\_\_\_  
 ASS'T COACH: \_\_\_\_\_  
 DOOR #1: \_\_\_\_\_  
 DOOR #2: \_\_\_\_\_  
 TRAINER: \_\_\_\_\_

Verified by: \_\_\_\_\_ (Signature)

HOME TEAM PENALTIES						STOPS					
PER.	NO.	OFFENCE	MIN.	OFF.	ON.	PER.	NO.	OFFENCE	MIN.	OFF.	ON.

WHITE and CANARY - COMMISSIONER'S COPIES  
 PINK - WINNING TEAM, GOLDENROD - LOSING TEAM  
 White Copy of game sheet to be accompanied by any  
 Game Reports and to be distributed to the League  
 Commissioner within 48 hours of the game.

DIVISION		LEVEL			
MIDGET	BANTAM	PEE-WEE	A1	A2	B C
NOVICE	TYKE	MINI-TYKE	ADV.	INT.	HOUSE
FEMALE		DIV. 1 2 3 4			

(PLEASE PRINT)

SCOREKEEPER: \_\_\_\_\_  
 TIMEKEEPER: \_\_\_\_\_  
 30 SECOND CLOCK: \_\_\_\_\_

GAME SUMMARY

TEAMS	GOALS	ASSISTS	STOPS	PENALTY MINUTES
HOME				
VISITORS				

(PLEASE PRINT) OFFICIALS INITIALS

REFEREE	REFEREE	INITIALS

GAME REPORT YES  NO

(PLEASE PRINT)

GAME NOTES

DATE / DAY / MO. / YR. / PLAYED AT  Regular  Exhibition  Tournament  Playoff



# COMPLETING GAME SHEET

HOME		SCORING				
Jersey No.	Player's Name	#	Period	Time	Goal	Assists
G 1	Brick Wall	1	1	12:48	14	11/8
2	Quick S tick	2	1	9:18	4	30/8
C 3	S. Shot	3	2	4:33	9	-----
4	H. Stick	4				
5		5				
A 6		6				
7		7				
8		8				
9		9				
		10				
		11				
		12				
		13				
		14				
		15				
		16				
		17				
		18				
		19				
		20				
		21				
		22				

COACH (PLEASE PRINT) NCCP #

ASS'T COACH

DOOR #1

DOOR #2

TRAINER

WHITE and CANARY - COMMISSIONER  
 PINK - WINNING TEAM, GOLDENROD  
 White Copy of game sheet to be accor  
 Game Reports and to be distributed  
 Commissioner within 48 hours of

DIVISION			LEVEL				
MIDGET	BANTAM	PEE-WEE	A1	A2	B	C	
NOVICE	TYKE	MINI-TYKE	ADV.	INT.	HOUSE		
FEMALE			DIV.	1	2	3	4

(PLEASE PRINT)

SCOREKEEPER

TIMEKEEPER

30 SECOND CLOCK

GAME SUMMARY				
TEAMS	GOALS	ASSISTS	STOPS	PENALTY MINUTES
HOME	3	4	38	17
VISITORS	4	7	24	6

(PLEASE PRINT) OFFICIALS INITIALS

REFEREE

REFEREE

GAME REPORT YES  NO

GAME NOTES

Game Summary

Referees Initial After game

Is there a game report

Verified by: \_\_\_\_\_ (Signature)

HOME TEAM PENALTIES					STOPS				
PER.	NO.	OFFENCE	MIN.	OFF	ON	1	2	3	
1	14	CHG	2	11:45	9:45				
2	25	BC	5	6:28	1:28				
2	25	GAME	10	6:25					

3/17

- ABBREVIATIONS
- BC Backcheck
  - HS High Stick
  - SL Slash
  - CC Cross Check
  - TR Tripping
  - BRD Boarding
  - CHG Charging
  - RGH Roughing
  - USC Unsport. Conduct
  - SP Spearing
  - HLD Holding
  - BM Bench Minor
  - INT Interference
  - FGT Fighting
  - MSK Masking
  - BE Butt Ending
  - MIS Misconduct
  - MATCH Match Penalty
  - GAME Game Misconduct
  - GROSS Gross Misconduct

VISITORS TE		
PER.	NO.	OFFE

# Canadian Lacrosse Association Penalty Option Chart

Rule#	Rule	Minor	Major	10 min.	Gm. Mis.	Match	P.Shot	A.Goal
6	The Lacrosse Stick	yes						
11	Headwear	yes			yes			
12	Goalkeepers equipment	yes	yes		yes			
13	Player's Equipment	yes		yes	yes			
14	The Teams	yes						
15	Captain of Team			yes				
17	Non-playing Personnel	yes			yes			
28	Abuse of Officials	yes		yes	yes	yes		
30	Reckless and Endanger Play					yes		
33	Boarding		yes			yes		
34	Broken Stick/Without Stick	yes		yes				
35	Butt-Ending		yes		*yes	yes		
36	Change of Players/Too Many Men	yes					yes	
37	Charging	yes	yes			yes		
38	Checking From Behind	yes x 2	yes		yes	yes		
39	Crease Play(play restarts in crease)	yes	yes					
40	Cross-Checking	yes	yes					
41	Delaying the Game	yes		yes			yes	
42	Elbowing		yes					
44	Falling on the Ball	yes					yes	
45	Fighting		yes		yes			
46	Free Hand	yes						
49	Handling the Ball with Hands	yes					yes	yes
50	High Sticking	yes	yes		yes	yes		
51	Holding	yes						
52	Hooking	yes	yes					
55	Interference	yes						yes
57	Kicking a Player		yes		*yes	yes		
59	Kneeing	yes	yes					
60	Leaving the Player's/Penalty Bench	yes			yes		yes	yes
62	Abuse of Officials					yes		
63	Refusing to Start Play	yes						
64	Slashing	yes	yes			yes		
65	Spearing		yes		*yes	yes		
67	Third Man in Altercation				yes			
69	Throwing stick	yes	yes	yes			yes	yes
71	Tripping	yes					yes	yes
72	Unnecessary Roughness	yes	yes					
73	Wrap Around	yes						
87	Taunting	yes						
88	Facemasking	yes	yes			yes		

\*special situations note in minor Lacrosse only.

Review : Checking and interference outside the 24'dotted line. Review Cross-Checking in Rule Book

Stick measurements: 40"-46" for the length (pee wee34"), 4 1/2"-8" inside measurement.

Review : Restarting of play after penalties have been assessed. *No gain in territory advantage.*

Rule39 Crease Play restarts in the crease,player may cut through crease to catch player outside 24'line

Referees are in full control of all off floor Officials and their control extents into the stands.

# Penalty Classes

Class	Player sits	Time entered On score sheet	Served by	Expire-goal	Notes
1	Minor	2 mins	Offender	Yes	Goalie penalties served by player on floor.
2	Bench Minor	2 mins	Offender * If identified	Yes	
3	Major	5 mins	Offender or Substitute	2 pp goals	Offender must serve full time
4	Misc	10 mins	Offender	No	Goalie as above
5	Game Ejection	Rest of Game	N/A	No	5 penalties total (any comb. except Bench)
6	Game Misc	Rest of Game	No one	No	Report in game notes
7	Gross Misc	Rest of Game	Substitute for USC	Minor yes	Submit game report See Minor Penalties
8	Match	Rest of Game	Any Player	2 pp goals	Substitute serves time Game report
9	Penalty Shot	N/A	N/A	No	Fouled takes shot/ or any player on floor

**Technical Bulletin 14-02**  
**Helmets and Facemasks**

**Update on Facemask and Helmet Requirements for January 1st, 2016**

There are three helmet options for a Lacrosse player to use:

1. Field Lacrosse Helmet NOCSAE approved;
2. CSA approved Hockey Helmet and CSA approved Hockey facemask Combo;
3. CSA approved Hockey Helmet and CSA approved Lacrosse facemask Combo; There are currently three CSA approved facemasks for lacrosse:
  1. Marty O'Neill MX-13 Senior & Youth **(NEW)**
  2. OTNY Junior & Senior mask
  3. Gait G7 Senior & Junior

Overview of attaching facemask to the helmet (more info available by watching [this video](#)):

- The helmet J Clips should be properly aligned with the facemask to hold it in place to absorb any impact the face-mask may take. Adjust the J clips as needed so there is contact onto the chin with the chin cup. Lock the cage into the J clips.
  - Side straps and chin cup should be adjusted so that they are snug holding the cage and chin cup directly to the players chin while allowing you to talk.
  - To ensure a safe and proper installation the chin strap on the chin cup must be attached around the centre bar above the lowest bar of facemask and not aligned with any other bar on the facemask. The strap should wrap around the centre vertical bar.
  - If you attach the strap and chin cup too high it will move around and the proper protection will not be achieved.

**Please note that, effective January 1, 2016, the following policy is no longer valid:**

**12.4.2.2.1 For the 2013 season, players in the senior age category, defined as "over 21" in 18.2 may use the non-CSA approved facemask that was approved for use in 2012;**

*Note: Equipment that violates the specifications contained in this bulletin will be removed from the game and, where required, appropriate penalties will be given.*

For more info on equipment from the CLA, please visit [the equipment section of our website](#).

For more info with regards to equipment for Referees, please visit [the officiating section of our website](#).

Should you have any questions in regard to this bulletin, please contact the CLA Office at [info1@lacrosse.ca](mailto:info1@lacrosse.ca) or 613-260-2028 x. 301.

**Enjoy the game and play safe.**

## Technical Bulletin 14-02, appendix 1

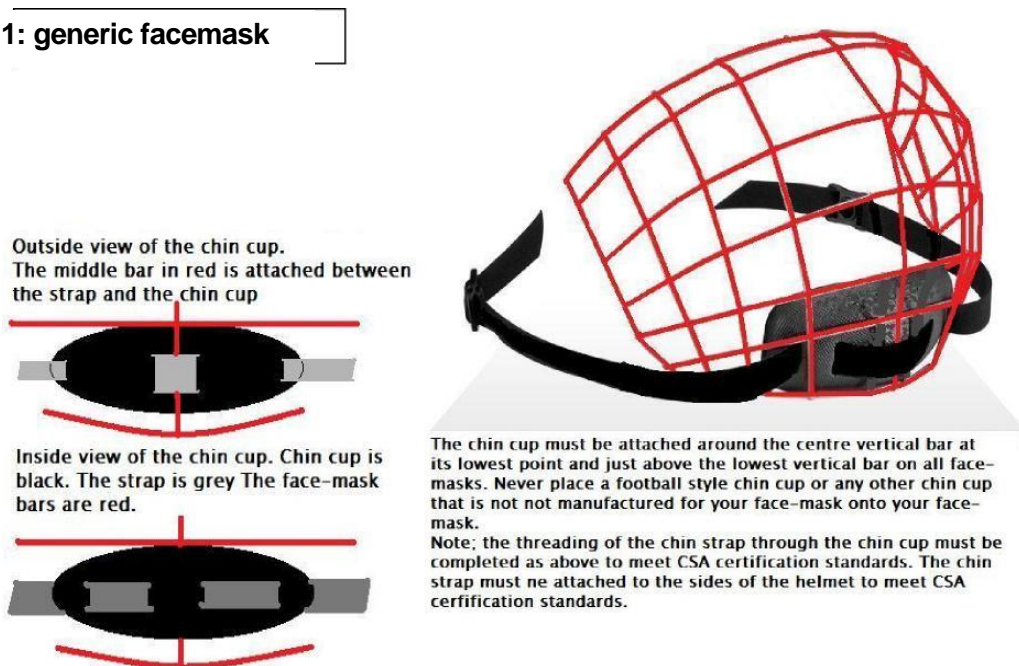
### *Helmets and Facemasks - photos*

There are three helmet options for a Lacrosse player to use:

1. Field Lacrosse Helmet NOCSAE approved;
2. Hockey Helmet and Hockey face-mask Combo CSA approved;
3. Hockey Helmet and Lacrosse face-mask Combo CSA approved. There are currently three CSA approved facemasks for lacrosse:

1. Marty O'Neill MX-13 Senior & Youth **(NEW)**
  2. OTNY Junior & Senior mask
  3. Gait G7 Senior & Junior

**Figure 1: generic facemask**



Chin Cup attached to the Mask, via straps, is attached onto the Helmet behind the ears.




The original Chin Strap is attached to the helmet loops. It must be snugly secured under the chin with a general rule of no more than 1 index finger or 1" between the strap and under the chin.

**Figure 2:**  
**OTNY Mask**

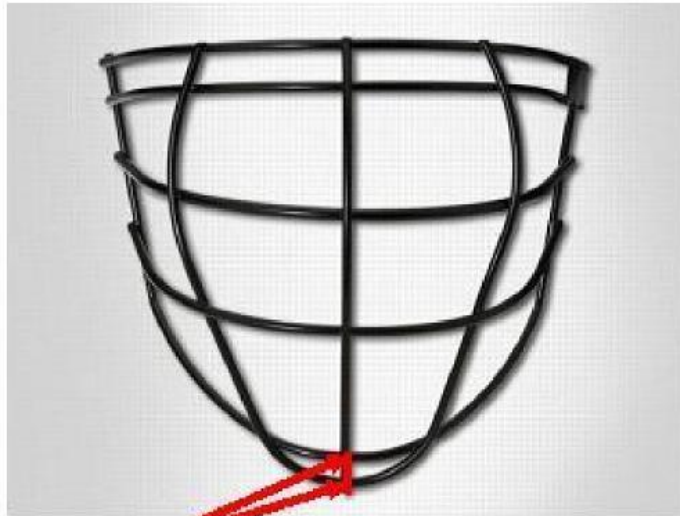
To ensure a safe and proper installation the chin strap on the chin cup must be attached around the centre bar above the lowest vertical bar and not in line with the bar close to the mouth.

The strap must wrap around the centre vertical bar

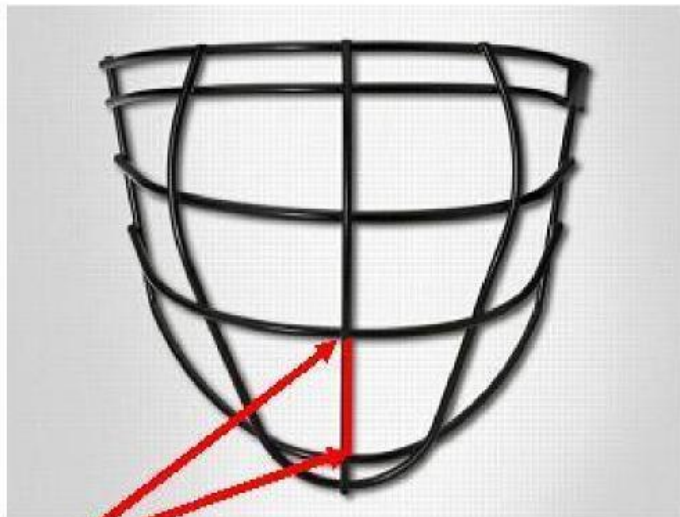




**Figure 3: GAIT Mask**



- To ensure a safe and proper installation the chin strap on the chin cup must be attached around the centre bar above the lower bar of facemask and not in-line with the bar close to the mouth.
- The strap **MUST** wrap around the centre vertical bar shown in red.



- The strap **MUST NOT** wrap around the centre vertical bar above the second and third horizontal bars shown in red.

Figure 4: NEW Marty O'Neill Mask





## Technical Bulletin 14-06

### *NEW Under Armour CLA Mask now CSA approved*

The CLA is pleased to announce that, effective June 10, 2014 the Under Armour CLA Mask has been approved by the CSA and is therefore permitted for use per CLA policy 12.4.2.

Please note that the Under Armour CLA Mask is a Type C mask and therefore a full-face protector intended for use by persons playing in the senior age category, other than goalkeepers. A list of the helmets with which the mask is approved is below:

	Helmet Models	UA CLA Mask (JR.)	UA CLA Mask (SR.)
Bauer	BHH4500 (S)	x	
	BHH5100 (S)	x	
	IMS11.0 (S)	x	
	BHH4500 (L)		x
	BHH5100 (L)		x
	IMS11.0 (L)		x

For more information on where to purchase this facemask, please visit the [Under Armour Canada website](#).

Please be reminded that there are three helmet options for a Lacrosse player to use:

1. Field Lacrosse Helmet NOCSAE approved;
  2. CSA approved Hockey Helmet and CSA approved Hockey facemask Combo;
  3. CSA approved Hockey Helmet and CSA approved Lacrosse facemask Combo.
- There are currently four CSA approved facemasks for lacrosse:

1. Under Armour CLA Mask (in size Jr & Sr) *\*a photo of this mask can be found in appendix A*
2. Marty O'Neill MX-13 Senior & Youth
3. OTNY Junior & Senior mask
4. Gait G7 Senior & Junior

*Note: Equipment that violates the specifications contained in this bulletin will be removed from the game and, where required, appropriate penalties will be given.*

For more info on equipment from the CLA, please visit [the equipment section of our website](#).



## **OFFICIAL'S GAME REPORT**

- Must be submitted to Commissioner within 24 hours along with game sheet via internet
  - Give Commissioner full details of incident
  - Must state the 4 W's: Who, When, Where, and What. Be detailed but brief
  - Must state exactly what was said (F\*\*\* you ref) or happened
- Use top page of score sheet to assist in writing

### **Official's Game Report**

You can get to the online Official Game Report it from this link:

<http://www.bclacrosse.com/bcla>

Officials tab. Minor Game Reports in middle drag box

Rule 23 (I) lists situations requiring game report

Additionally BCLA Minor Directorate requires

- Attempted or contact in Butt Ending, Spearing, Kicking
- Abuse or Assault of an Official
- Face masking, Hair Pulling or Head Butting
- Fighting
- Third Man In
- Suspected under influence of alcohol or drugs



# 2011 - Minor Box Lacrosse On-Line Official Game Report

Required fields = \*

This process is for Officials only. We log any activity on this page.

Your computer's IP address: 173.180.141.200

Lacrosse Commission: Vancouver Island Zone 6 \*

Division: Midget B \*

Official Calling the Penalty: Joe Blow \*

Phone: 604-555-1234 \*      Email address: jblowbcloa@gmail.com \*

Second Official: Jane Doe      Phone No.: 778-555-8654 \*  
Date of Game: 19/06/2015 dd/mm/yyyy      Game Level and #: MDB-005      Example: MDBS-002  
Game Played at: Archie Browning      Time of Game: 4:30 PM  
Home Team: WestShore Bears      Home Team Coach: John Smith  
Visiting Team: Coquitlam Adanacs      Visiting Team Coach: Tom Gunn  
Type of game (check one)       League       Playoff       Exhibition       Championship       Tournament \*

Type of penalty: Maior and Game Misconduct (Major, Match, Game Misconduct, etc...)  
Penalty assessed: Fighting major (Official Abuse, Spearing, Fighting, etc...)  
Player/Coach penalized: Mike Walls      No: 88  
Team: WestShore Bears      Period of Penalty: 3      Time of Penalty: 12:58

### Describe circumstances in detail:

As the play was progressing up the floor from WestShore end to Coquitlam end, Mike Walls crosschecked one of the Coquitlam players in the head. # 15 on Coquitlam pushed Mike. The two players then started to throw punches. When they fell to the floor Mike elbowed the Coquitlam player in the head, though did not make hard contact. I grabbed Mike as my partner was pulling the Coquitlam player off of him. I did not see it as I was across Mike's stomach holding his arms down, but Mike then kicked the Coquitlam player in the stomach. Mike was given 2 for high sticking, 5 for fighting, game misconduct, 5 for elbowing, game misconduct, and a match for kicking (separate report coming from Lee).

After you press the submit button this report will be emailed to the Commission selected above. A copy will also be sent to your email address.

Submit

Clear



# 2011 - Minor Box Lacrosse On-Line Official Game Report

**Required fields = \***

This process is for Officials only. We log any activity on this page.

Your computer's IP address: 173.180.141.200

Lacrosse Commission:  \*

Division:  - Select a Commission first - \*

Official Calling the Penalty:  \*  
Phone No.  XXX-XXX-XXXX \*      Email address:  \*

Second Official       Phone No.  XXX-XXX-XXXX  
Date of Game  dd/mm/yyyy      Game Level and #  Example: MDBS-002  
Game Played at       Time of Game   
Home Team       Home Team Coach   
Visiting Team       Visiting Team Coach   
Type of game (check one)  League  Playoff  Exhibition  Championship  Tournament \*

Type of penalty:  (Major, Match, Game Misconduct, etc...)  
Penalty assessed:  (Official Abuse, Spearing, Fighting, etc...)  
Player/Coach penalized:  No   
Team:       Period of Penalty       Time of Penalty

Describe circumstances in detail:

After you press the submit button this report will be emailed to the Commission selected above. A copy will also be sent to your email address.



## 2011 - Minor Box Lacrosse On-Line Official Game Report

**Required fields = \***

This process is for Officials only. We log any activity on this page.

Your computer's IP address: 173.180.141.200

Lacrosse Commission:  \*

Division:  - Select a Commission first - \*

Official Calling the Penalty:  \*

Phone No.  XXX-XXX-XXXX \*

Email address:  \*

Second Official

Phone No.  XXX-XXX-XXXX

Date of Game  dd/mm/yyyy

Game Level and #  Example: MDBS-002

Game Played at

Time of Game

Home Team

Home Team Coach

Visiting Team

Visiting Team Coach

Type of game (check one)  League  Playoff  Exhibition  Championship  Tournament \*

Type of penalty:  (Major, Match, Game Misconduct, etc...)

Penalty assessed:  (Official Abuse, Spearing, Fighting, etc...)

Player/Coach penalized:  No

Team:  Period of Penalty  Time of Penalty

Describe circumstances in detail:

After you press the submit button this report will be emailed to the Commission selected above. A copy will also be sent to your email address.





## 2011 - Minor Box Lacrosse On-Line Official Game Report

**Required fields = \***

This process is for Officials only. We log any activity on this page.

Your computer's IP address: 173.180.141.200

Lacrosse Commission:  \*

Division:  - Select a Commission first - \*

Official Calling the Penalty:  \*  
Phone No.  XXX-XXX-XXXX \*      Email address:  \*

Second Official       Phone No.  XXX-XXX-XXXX  
Date of Game  dd/mm/yyyy      Game Level and #  Example: MDBS-002  
Game Played at       Time of Game   
Home Team       Home Team Coach   
Visiting Team       Visiting Team Coach   
Type of game (check one)  League  Playoff  Exhibition  Championship  Tournament \*

Type of penalty:  (Major, Match, Game Misconduct, etc...)  
Penalty assessed:  (Official Abuse, Spearing, Fighting, etc...)  
Player/Coach penalized:  No   
Team:       Period of Penalty       Time of Penalty

Describe circumstances in detail:

After you press the submit button this report will be emailed to the Commission selected above. A copy will also be sent to your email address.

## 2019 BCLOG Provincial/National Nomination Application Form

Please fill out the following information for **the official** who is applying:

Name:	Contact Numbers:
Address:	Home: ( ) -
	Work: ( ) -
City:	Fax: ( ) -
Postal Code:	Email:
Association:	Other:
	Date of Birth:

Name of Head Referee:	Email:
Numbers: (h) ( ) - (w) ( ) - (f) ( ) -	

Please Indicate Which Provincial/National you are applying for: (Check all that apply)

<input type="checkbox"/> Pee-Wee (All divisions) July 11-14, Delta	<input type="checkbox"/> Pee-Wee Nationals Aug 16-25, Coquitlam
<input type="checkbox"/> Bantam (All divisions) July 18-21, Peninsula	<input type="checkbox"/> Bantam Nationals Aug 16-25, Coquitlam
<input type="checkbox"/> Midget (All divisions) July 25-28, Langley	<input type="checkbox"/> Midget Nationals Aug 16-25, Coquitlam
<input type="checkbox"/> Female Box (PW/Ban/Mid/Jr.) July 11-14, Nanaimo	<input type="checkbox"/> Female Bantam Nationals Aug 16-25, Coquitlam
	<input type="checkbox"/> Female Midget Nationals – Aug 16-25, Coquitlam

Please provide a reference that can vouch for the character and ability for the above named official:

Name:	Contact Numbers:
Address:	Home: ( ) -
	Work: ( ) -
City:	Fax: ( ) -
Postal Code:	Email:
	Other:
Association: <small>(Name of the association which you represent)</small>	Position: <small>(Position held with this association, Pres., Head Ref etc...)</small>

Please be advised that admittance to Provincials or Nationals is by invitation only. All applicants/nominations will be assessed. There are limited opportunities for travel, and limited space within each tournament. Successful candidates will be notified well in advance.

The following criteria apply to all candidates:

- For Nationals: Must be at least 19 years old. (As of Dec 31)
- For Traveling to a Minor Provincial must be at least 18 at the time of the Provincial.
- For a local (no travel required) Provincial must be at least 16.
- Minimum level 2 with at least 4 years of officiating.
- Able to attend the Provincial they are selected for.

### Application Deadlines:

**Provincials /Nationals: Monday, May 15, 2019**

Please submit this form by the deadline indicated above to:

B.C. Lacrosse Officials Association  
101-7382 Winston Street  
Burnaby, B.C. V5A-2G9  
Fax (604) 421-9775

## The Canadian Anti-Doping Program

CLA has adopted the Canadian Anti-Doping Program (CADP). As part of CLA, all members of ALA are subject to Canada's anti-doping rules, which are administered by the Canadian Centre for Ethics in Sport (CCES). The CADP consists of several components such as in- and out-of-competition testing, education, medical exemptions, and the consequences of doping violations, and is compliant with the World Anti-Doping Code and all international standards.

By adopting the CADP, CLA has joined a world-class anti-doping program that is designed to protect athletes' rights and ensure a level playing field. CLA's anti-doping policy reflects and supports the CADP.

The CCES recommends that athletes take the following actions to ensure they don't commit an inadvertent anti-doping rule violation:

- Check the Global DRO ([www.globaldro.com](http://www.globaldro.com)) to determine if any prescription or over-the-counter medications or treatments that are banned by the WADA Prohibited List.
- As a domestic athlete competing in lacrosse, you are not required to have a TUE application approved prior to using a prohibited substance. Instead, you must go through a Medical Review following the event of a positive result from a doping control test.

For a Medical Review, you must maintain a medical file which includes the following information:

- documentation that confirms a medical diagnosis was made by a licensed physician prior to sample collection;
- a prescription signed by a licensed physician prior to sample collection consistent with the finding; and
- confirmation that you are being followed and monitored by a licensed physician and are following a treatment plan that is appropriate for the diagnosis.
- Four to six weeks following a doping control test you may be asked by the CCES, or your national sport organization, to submit a Medical Review application for your specific medication. At that time, you will be required to submit a complete Medical Review application form and the previously listed information within a specified time frame.

If at any time you are added to the CCES Registered Testing Pool (RTP), your International Federation's (IF) RTP, attend an international event or participate in one of the Canadian national championships identified here by the CCES - [www.cces.ca/en/medicalsportlist](http://www.cces.ca/en/medicalsportlist) - it is your responsibility to ensure that you meet any additional TUE requirements imposed by the CCES or your IF.

For more information regarding medical exemptions please visit [www.cces.ca/en/medical](http://www.cces.ca/en/medical) or to review your medical exemption requirements use the CCES Medical Exemption Wizard [www.cces.ca/mewizard](http://www.cces.ca/mewizard)

- Do not use supplements, or to take precautions prior to doing so. Supplement products cannot be verified by the CCES or in the Global DRO. A lack of industry and government regulation makes it impossible to confirm their ingredients. Read more: [www.cces.ca/supplements](http://www.cces.ca/supplements)
- Review the steps of the doping control sample collection procedures: <http://www.cces.ca/en/samplecollection>

For additional resources and more about anti-doping, please contact the CCES

- Email: [info@cces.ca](mailto:info@cces.ca)
- Call toll-free: 1-800-672-7775
- Online: [www.cces.ca/athletezone](http://www.cces.ca/athletezone)